SOLTEC

U-EQ33 Series

True On-Line Double Conversion Isolated UPS

Industrial Type Design

Power range

10kVA-400kVA

Way of working

3 Phase in, 3 Phase out

Application field (Suitable for All Applications)

Medical equipment, Data center, Precision instrument, Banks, ETC, Industrial Production Lines& Controlling System

Performance characteristics

Safe and Reliable

- Allowing Installation against the wall
- Double Independent cooling tunnel design
- Independent PCAB cabinet
- N+1 Redundant fan variable speed cooling system
- Maintenance bypass switch
- IGBT Inverter and output isolation transformer
- Maximum parallel 8 units.

Comprehensive protection function

- Self-diagnosis function to avoid fault when power on
- Surge/overload/short circuit/over temperature /battery load voltage protection

Intelligent Management

- 7 inch touch screen
- Settable battery voltage: 29-34 units
- RS232/RS485 communication port, SNMP optional
- Cold start function

10kVA--200VA

300kVA--400kVA

U-EQ 33 Series

Feature and Advantages

Conformal Coating, Thermal Insulation Design, Strong Environmental Adaptability



"LF&LV" Stucture Design, Higher Reliability

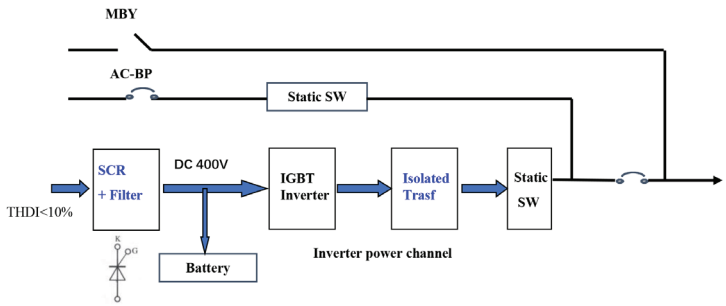

LF UPS - Low Frequency & Low Voltage

- Built-in output isolation transformer (with isolation boost function)
- Frequency rectifier SCR (50Hz)
- The battery is directly connected to the UPS bus without DC/DC
- The internal DC voltage is 400V DC low voltage

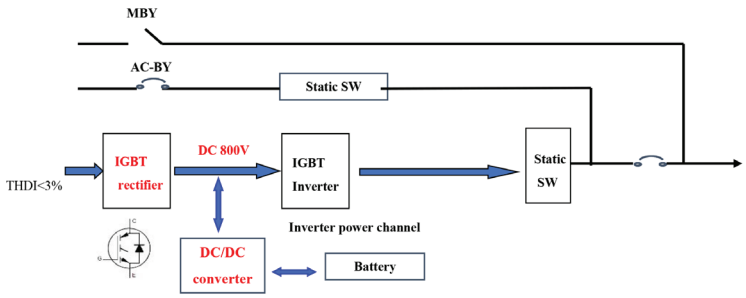

HF UPS - High Frequency & High Voltage

- No output isolation transforme
- High frequency rectifier IGBT (20000Hz)
- The battery needs to be connected to the UPS bus through the DC/DC circuit
- The internal DC voltage is 800V DC

Self-aging function

Intelligent and convenient self-aging function is to save energy by more than 95% (not necessary to rent fake load), saving operation and installation costs

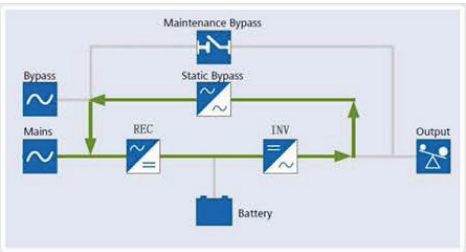

Feature and Advantages

Output Isolated Transformer, Handle Load Surge and Interference

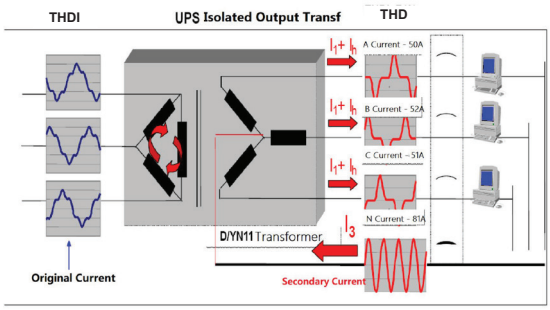

- Boost the inverter output voltage to 380V
- Reduce the peak value of non-linear load current
- Isolate the harmonic of the load current
- In case of output short-circuit, the output transformer can effectively reduce the peak value of the short-circuit current and protect the UPS.
- Δ / Z-type output isolation transformer to reduce load current unbalance

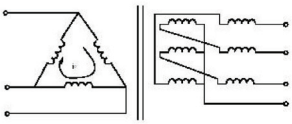

△/Z output transformer

"1+1"Composite With DSP + CPLD Microprocessor Control, Strong Load Adaptability

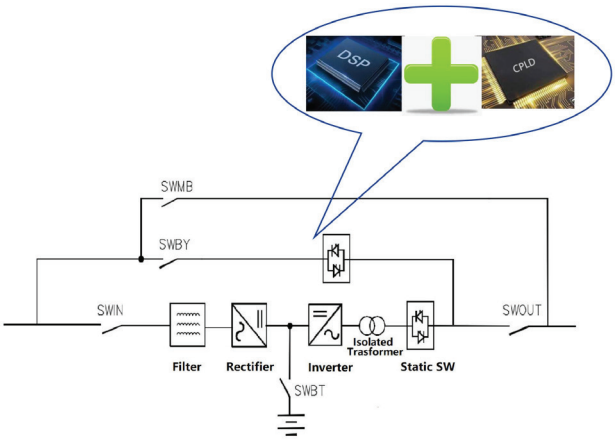

Hardware: DSP+CPLD,fast speed, high precision

Software: double-loop control + harmonic compensation control, dynamic and stable

HMI-Graphic LCD 7-inch Large Screen: Visually Partitioned, Comprehensive and Intuitive

7 inch touch screen + LED+EPO

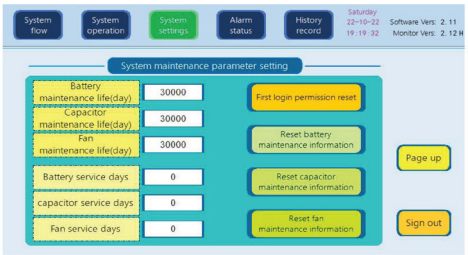

Consumable parts replacement reminder

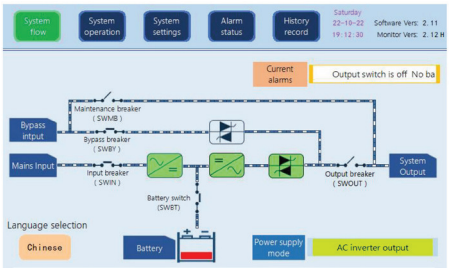

4 SW" graphical dynamic presentation

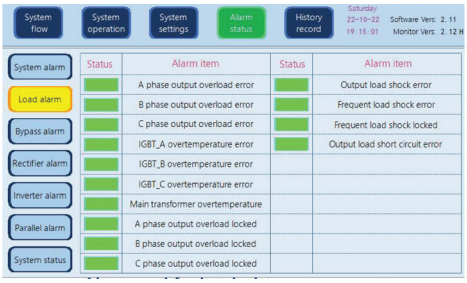

Alarm and fault tabular management

Feature and Advantages

Real-time Monitoring and Recording of Electrical Environment Data, and Working Conditions

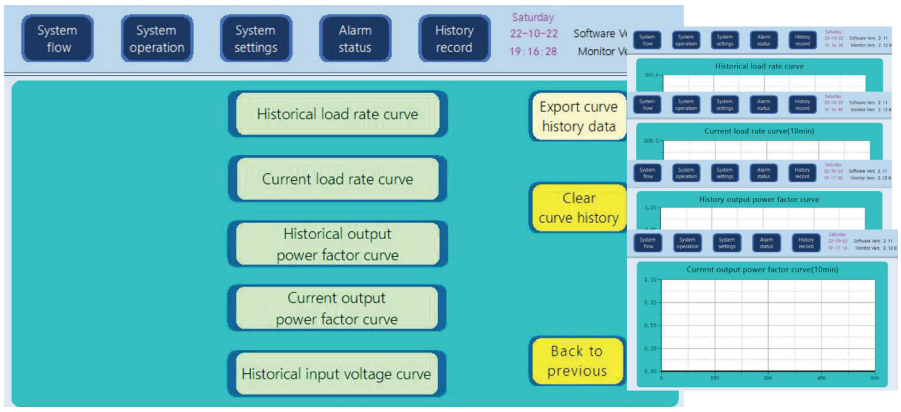

E-BAT Smart Battery Management, Professional and Flexible

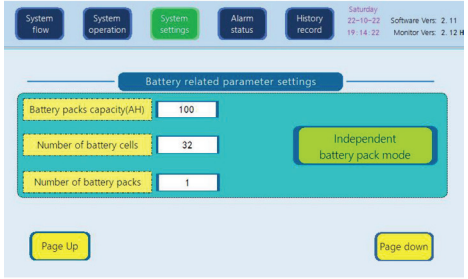

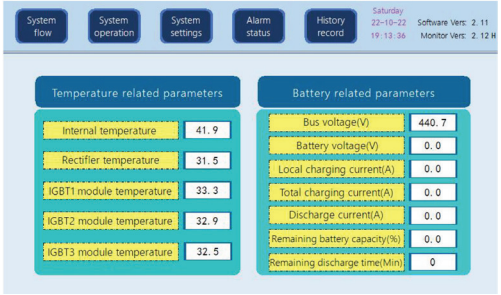

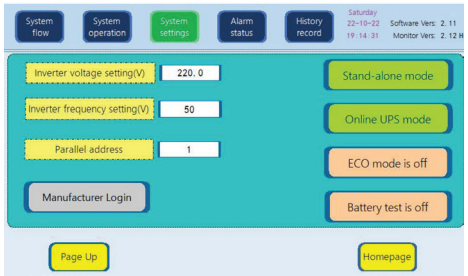

- Number of batteries: 29-34 odd numbers adjustable
- Charging current: 10-40A can be set
- Support battery cold start (10-80kVA)
- Supports parallel sharing of battery packs
- Support battery discharge test function
- Compatible with lithium batteries

LF UPS New Feature: Lithium Battery Optional

GGII data: the use of lithium batteries in UPS system is less than 5% in 2019, and it is expected to reach at least 40% in 2025



U-EQ33 UPS + lithium batt system

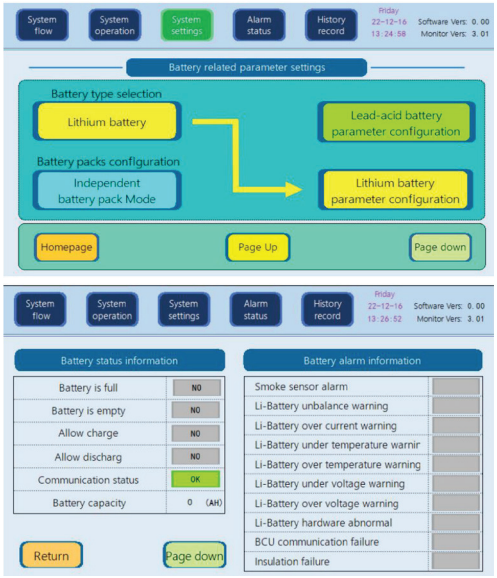

*SPECIFICATIONS : *True On-line Double Conversion With Isolated Transformer*

Model : U-EQ	U-EQ3310L	U-EQ3315L	U-EQ3320L	U-EQ3330L	U-EQ3340L	U-EQ3360L	U-EQ3380L	U-EQ33100L	U-EQ33120L	U-EQ33160L	U-EQ33200L	U-EQ33300L	U-EQ33400L
Capacity (kVA / kW)	10kVA 9kW	15kVA 13.5kW	20kVA 18kW	30kVA 27kW	40kVA 36kW	60kVA 54kW	80kVA 72kW	100kVA 90kW	120kVA 108kW	160kVA 144kW	200kVA 180kW	300kVA 270kW	400kVA 360kW
Input													
Rated Voltage	380/400/415Vac (3P4W+PE)												
Voltage Range	± 25 % (± 30% Optional)												
Rated Frequency	50 / 60 Hz Auto-sensing												
Frequency Range	45Hz ~ 65Hz												
The bypass features													
Rated Voltage	380/400/415Vac (3P4W+PE)												
Rated Frequency Range	±15 % (± 10 %, ± 20% settable on display)											+40%,+20 settable	
Rated Frequency	50 / 60 Hz												
Frequency Range	±2 % (± 5 % settable on display)											±2,±5,±10,±20 settable	
Inverter/Bypass switch	<1ms												
Overload Capacity	150% last for 10 mins; 175% last for 1 mins; 200% for 18 seconds.												
Output													
Output PF	0.9 (1 Optional)												
Rated	380/400/415Vac, (3P4W+PE) (Settable on Display) ± 1 %												
Waveform / Transfer Time	Pure Sine Wave / 0ms												
Crest factor	3: 1												
Voltage Waveform Distortion	<2%@100% linear load; <4%@100% non-linear line												
Rated Frequency	50/60Hz (Settable on Display) ± 0.1 %												
Transient voltage response	± 5 %<10ms												
Overload	110%~125% last for 10mins; <150% last for 1min.												
System Efficiency	≥92%@100%load												
Battery Input Type	Seal lead acid maintenance free / Lithium (Optional)												
Number Charging	348VDC (348~408 Settable)												
Current	10-40A(settable)												
System													
Communication Port	RS232 / RS485 (MODBUS) / Dry contact / SNMP (Optional)												
Working	0 ~ 40 °C												
Humidity	0~95 % (no condensation)												
Altitude	<1000M no derating, > 1000M, derating 1% if every 100 meters increased												
Noise	≤65 dB@1M												
Protection System	Automatic Self - Diagnostics Test, Input Over & Under Voltage, Output Over & Low Voltage, Output Stabilizer, Overload, Low & End - Dischager Battery, MOV Surge & Short - Circuit, EMI & RFI Noise Filter, Over Temperature												
Size&Weight													
WxDxH (mm)	500 x 600 x 1250				500 x 800 x 1600			700 x 800 x 1800			1400X1000X1800	1640X855X1900	2265X855X1900
Weight (Kgs)	230	250	260	300	400	450	520	600	650	825	1075	1630	2105

Spec. STD.14-03-23

SOLTEC

Total Power Solutions